

FACT SHEET

Nevada Gun Violence

Nevada's gun-death rate is 40 percent higher than the national average.

- Nevada is the ninth-deadliest state for gun violence: In 2010 there were 14.6 gun deaths for every 100,000 residents. That's 40 percent higher than the national average of 10.3 gun deaths for every 100,000 residents.¹

Nevada has had notoriously high rates of gun violence for years.

- From 2001 through 2010 Nevada had the fifth-highest rate of gun deaths of any state in the country: 15.9 deaths per 100,000 people.²
- During that period, 1,124 people were murdered by guns in Nevada. Its gun homicide rate for that decade was the 15th-worst in the nation.³

Women are at an especially high risk due to Nevada's rampant gun violence.

- In 2010 Nevada had the fourth-worst gun homicide rate among women of all 50 states.⁴
- Women are at an extremely high risk of domestic violence in Nevada: In 2010 the state had the single-highest rate of women killed by men, many of murders committed with a firearm.⁵

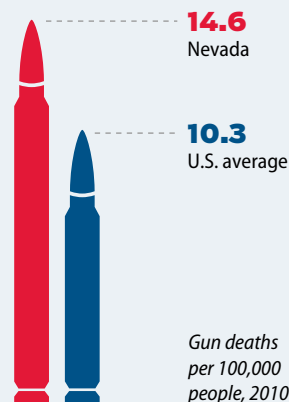
Nevada has abysmal gun safety ratings. Weak gun laws put its citizens at a higher risk of gun violence.

- The Brady Campaign to Prevent Gun Violence gave Nevada 5 out of 100 possible points on their 2011 state scorecard, which ranked 29th out of 50 states.⁶
- *The Daily Beast* listed Nevada as the eighth "deadliest gun state" in the United States because of its combination of permissive gun laws and a high rate of gun deaths.⁷
- The Law Center to Prevent Gun Violence gave Nevada an "F" for the strength of its gun laws, ranking it 32nd out of 50 states.⁸

Weak laws make Nevada a favorite source state for gun traffickers.

- Nevada had the ninth-highest rate of crime gun exports in 2009, a key marker of illegal trafficking. Nevada's crime gun export rate in 2009 was 30.6 crime guns for every 100,000 residents, more than double the national average of 14.1 crime guns for every 100,000 residents.⁹

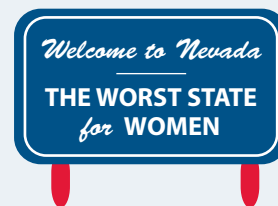
Nevada's gun-death rate is 40 percent higher than the U.S. average



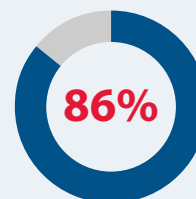
The Law Center to Prevent Gun Violence gave Nevada an "F" for the strength of its gun laws



In 2010 Nevada had the single highest rate of women killed by men, many homicides of which are committed with a firearm



Nevadans overwhelmingly want every gun buyer to pass a criminal background check



Polls show Nevada residents strongly support common-sense gun-violence prevention measures.

- Nevada residents overwhelmingly support universal background checks: 86 percent of residents want “every gun buyer to pass a background check.”¹⁰
- Almost three in five Nevada residents, 59 percent, feel that “laws covering the sale of firearms should be made more strict,” while only 38 percent think they should be loosened or kept the same.¹¹

Why universal background checks matter:

- **No universal background checks allow criminals easy access to guns:** On January 4, 2010, a shooting at a Las Vegas courthouse left 72-year-old court security officer Stanley Cooper dead and U.S. Marshal Richard Gardner severely wounded. Investigations revealed the shooter, Johnny Lee Wicks, was an ex-felon who purchased the 12-gauge shotgun used in the shooting at a gun show without undergoing a background check. The private gun seller who sold Wicks the weapon was charged with selling 30 guns linked to violent crimes across the country—all were sold without background checks.¹²
- **Private gun sales without background checks are widespread:** A 2009 undercover investigation at a gun show in Reno, Nevada, showed that 80 percent of private unlicensed sellers went ahead and sold guns with no background checks even to buyers who had said, “I probably couldn’t pass a background check.”¹³

Endnotes

- 1 Centers for Disease Control and Prevention, “Fatal Injury Data,” available at <http://www.cdc.gov/injury/wisqars/fatal.html> (last accessed February 2013).
- 2 Ibid.
- 3 Ibid.
- 4 Ibid.
- 5 Violence Policy Center, “When Men Murder Women: An Analysis of 2010 Homicide Data,” available at <http://www.vpc.org/studies/wmmw2012.pdf> (last accessed February 2013). (Data is the number of single victim/single offender homicides where a man killed a woman.)
- 6 Brady Campaign to Prevent Gun Violence, “Brady Campaign 2011 Scorecards: 2011 State Rankings,” available at <http://www.bradycampaign.org/stategunlaws/scorecard/NV/> (last accessed February 2013).
- 7 “20 Deadliest Gun States,” *The Daily Beast*, January 10, 2011, available at <http://www.thedailybeast.com/articles/2011/01/11/20-deadliest-gun-states-from-mississippi-to-arizona.html>.
- 8 Law Center to Prevent Gun Violence, “Gun Laws Matter 2012: Understanding the Link Between Weak Laws and Gun Violence,” available at <http://smartgunlaws.org/gun-laws-matter-2012-understanding-the-link-between-weak-laws-and-gun-violence/> (last accessed February 2013).
- 9 Mayors Against Illegal Guns, “Trace the Guns 2010,” available at <http://www.tracetheguns.org/#/states/NV/exports/> (last accessed February 2013).
- 10 Mayors Against Illegal Guns, “NEW POLL FINDS 86 PERCENT IN NEVADA FAVOR MANDATORY BACKGROUND CHECKS FOR ALL GUN BUYERS,” Press release, March 5, 2013, available at http://libcloud.s3.amazonaws.com/9/99/c/1405/NV_MAIG_Release_030513.pdf.
- 11 Steve Kanigher, “Nevada Gun Poll Results,” KLAS-TV Las Vegas, February 4, 2013, available at <http://www.8newsnow.com/story/20939147/nevada-gun-poll-results>.
- 12 Colleen McCarty and Kyle Zuelke, “Some Private Gun Sellers Arming Criminals,” KLAS-TV Las Vegas, February 8, 2013, available at <http://www.8newsnow.com/story/21078005/i-team-some-private-gun-sellers-arming-criminals>.
- 13 The City of New York, “Gun Show Undercover: Report on Illegal Sales at Gun Shows” (2009), available at http://www.nyc.gov/html/om/pdf/2009/pr442-09_report.pdf; videos at <http://www.gunshowundercover2009.org>.